




SLE 22-020 Motor Sale

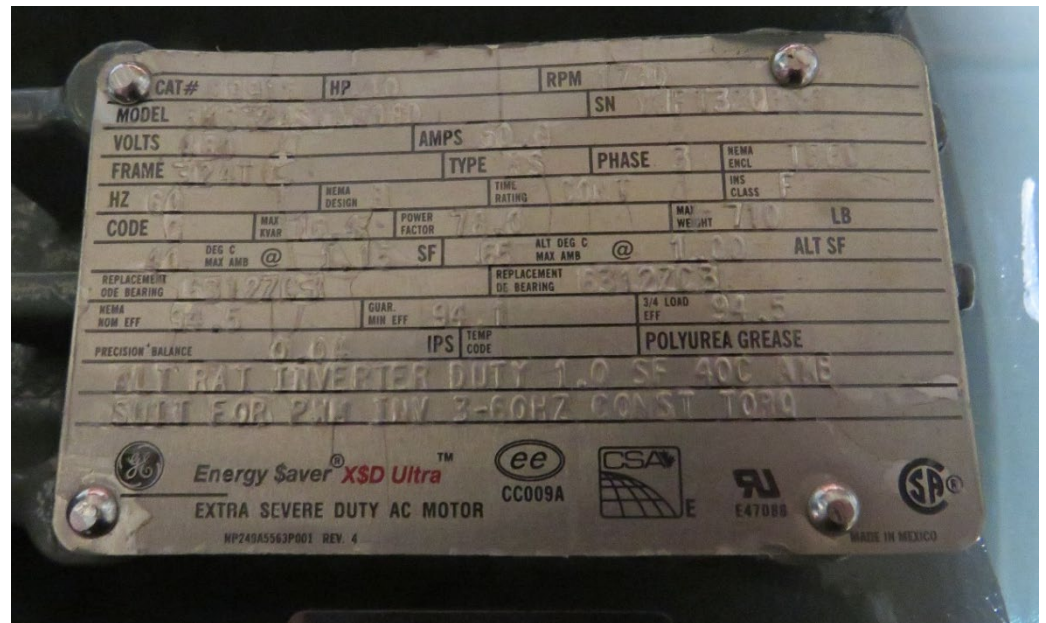




SLE 22-020 Motor Sale



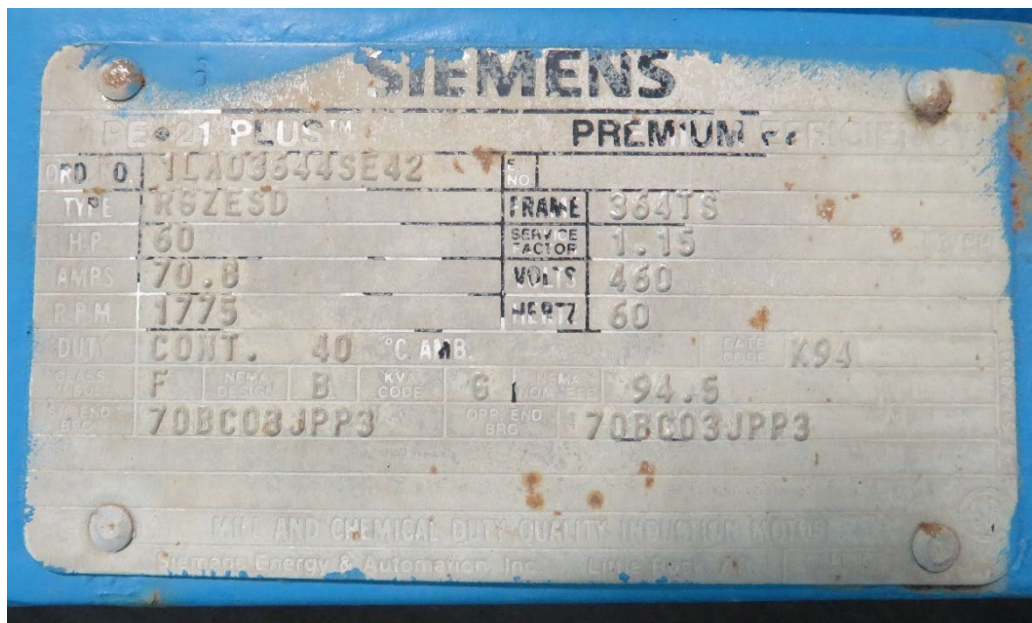
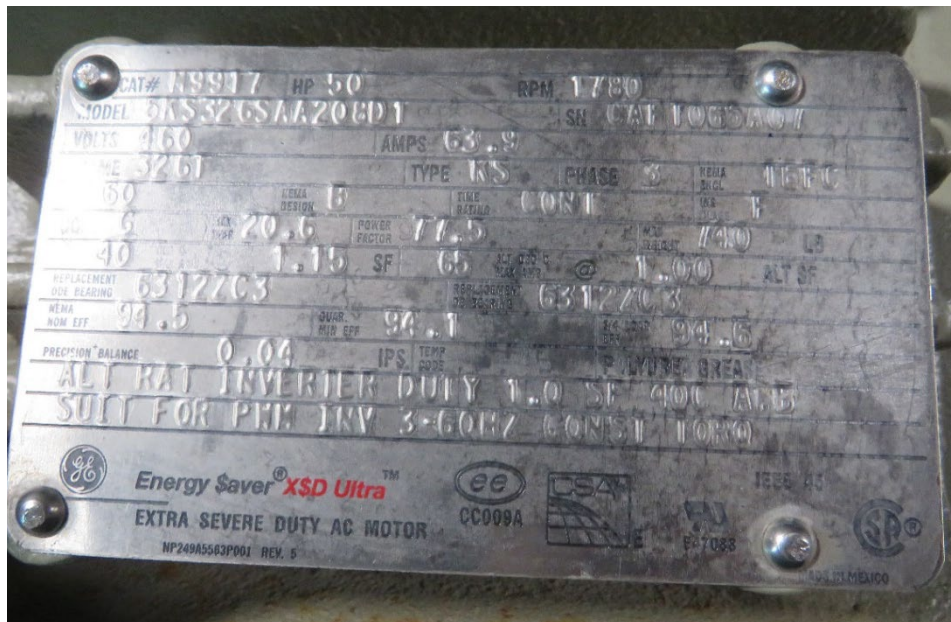
MODEL		1-5109-13880-1-1	HP	74
VOLTS		627	AMPS	865
FRAME		50	TYPE	B
HZ		5585	PHASE	1.0
CONT		440	RISE	60
SERIAL		58	TEMP	3
PART NO		313577	OPERATING	P
		313577	INSULATION	55
			CLASS	61X9535A



CAT#	HP	RPM	SN
MODEL	AMPS	TYPE	PHASE
VOLTS	FRAME	NEMA ENCL	INS CLASS
HZ	NEMA DESIGN	TIME RATING	WEIGHT
CODE	MAX KVAR	POWER FACTOR	MAX ALT DEG C
REPLACEMENT CODE BEARING	REPLACEMENT DE BEARING	3/4 LOAD EFF	POLYUREA GREASE
NEMA NOM EFF	COAR. MIN EFF	TEMP CODE	MADE IN MEXICO
PRECISION BALANCE	IPS	CC009A	E4700B
Energy Saver XSD Ultra EXTRA SEVERE DUTY AC MOTOR			
HP240A5563P001 REV. 4			

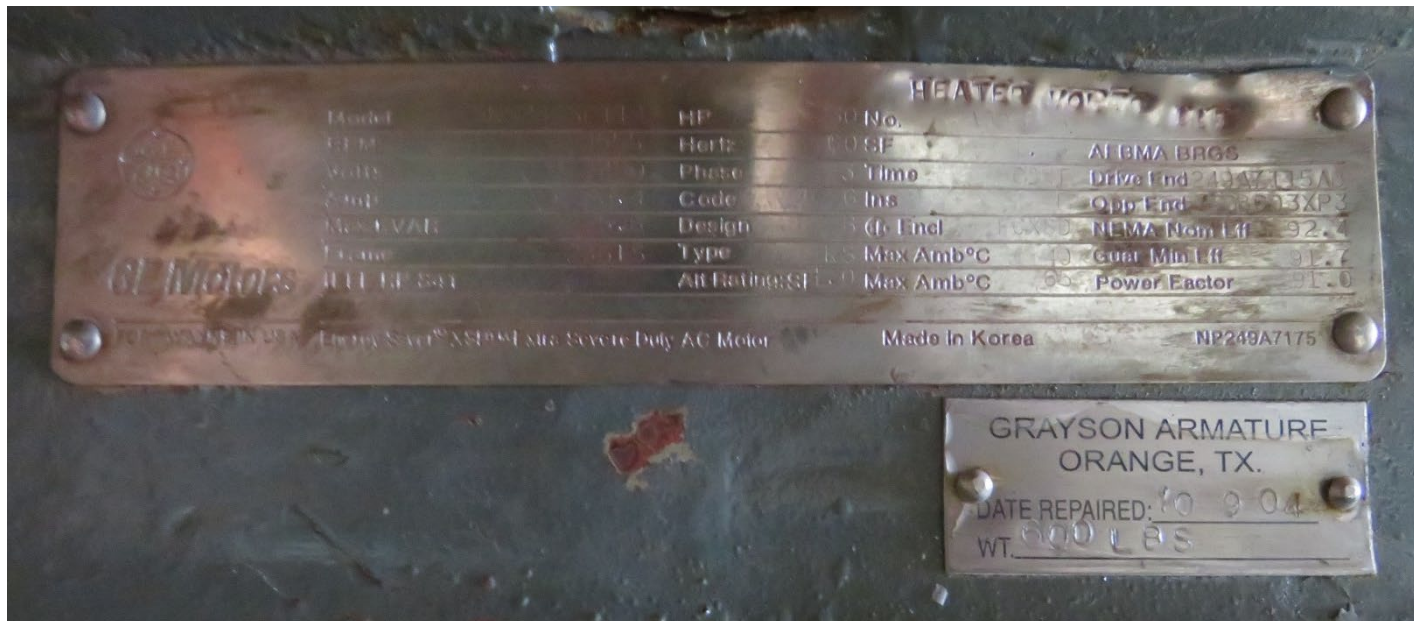



SLE 22-020 Motor Sale





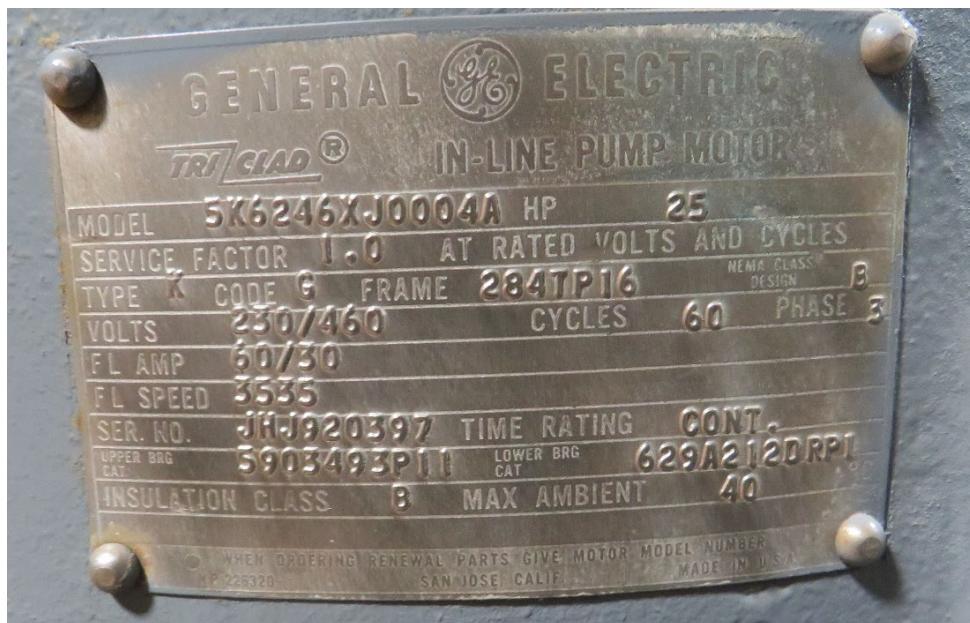
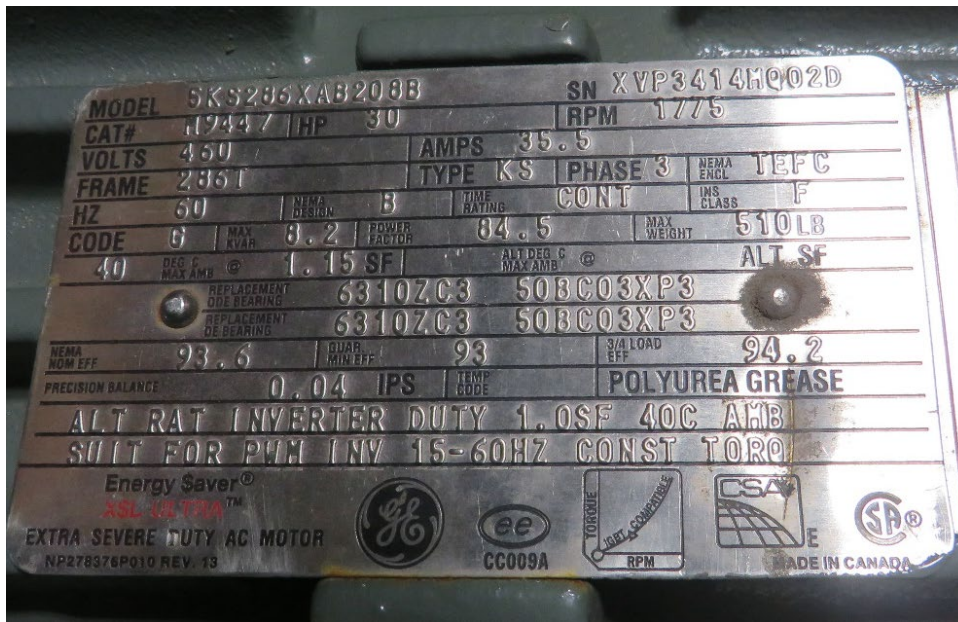
SLE 22-020 Motor Sale





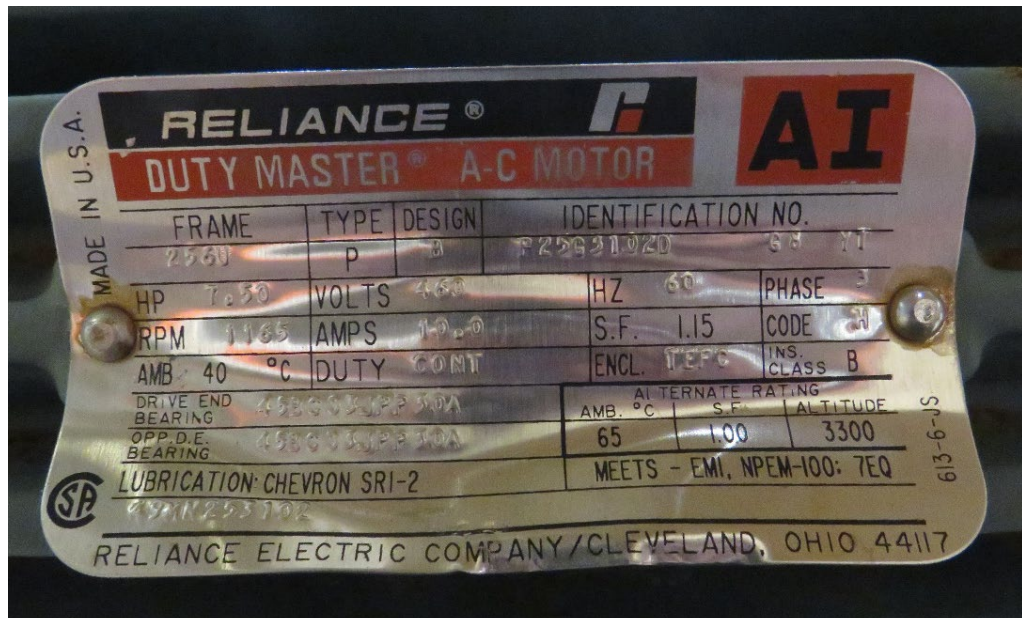


SLE 22-020 Motor Sale





SLE 22-020 Motor Sale






SLE 22-020 Motor Sale



MADE IN U.S.A.

RELIANCE  **AI**

DUTY MASTER® A-C MOTOR

FRAME	TYPE	DESIGN	IDENTIFICATION NO.		
2550	P	B	725631020	65	RS
4P 7.50	VOLTS	460	HZ	60	PHASE 3
RPM 1765	AMPS	10.0	S.F.	1.15	CODE 18
AMB 40 °C	DUTY	CONT	ENCL.	TEFC	INS CLASS B
DRIVE END BEARING	458C03JFF20A		ALTERNATE RATING		
OPP.D.E. BEARING	458C03JFF20A		AMB. °C	S.F.	ALTITUDE
			65	1.00	3300
LUBRICATION: CHEVRON SRI-2			MEETS - EMI, NPEM-100: 7EQ		
15XR255102					
RELIANCE ELECTRIC COMPANY/CLEVELAND, OHIO 44117					

613-6-JS



SLE 22-020 Motor Sale







SLE 22-020 Motor Sale



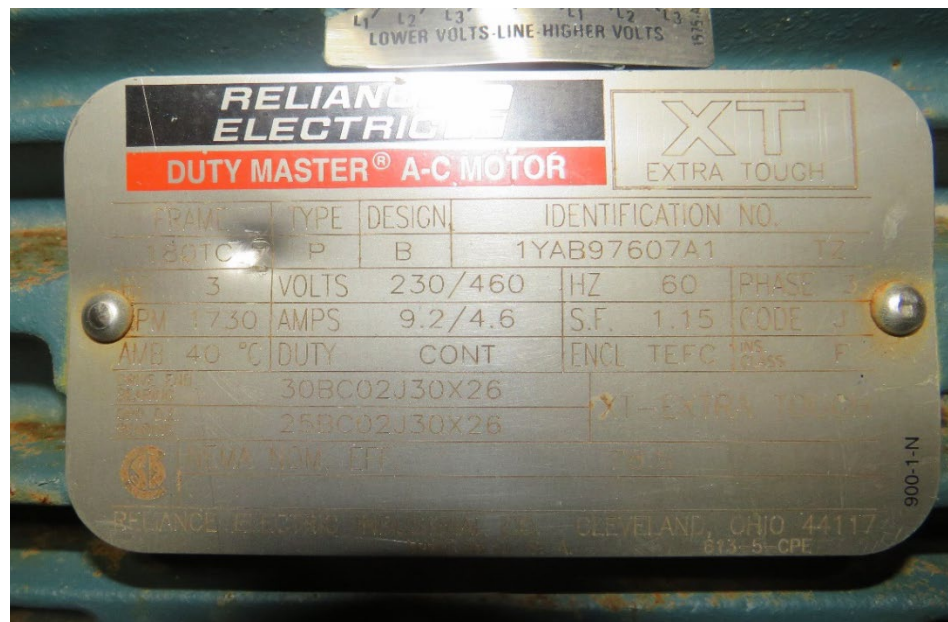
MODEL	5KS184SAB208			SN	PWP4103HC05A		
CAT#	H9942	HP	5	RPM	1755		
VOLTS	460		AMPS	6.4			
FRAME	184T		TYPE	KS	PHASE	3	NEMA ENCL
HZ	60		NEMA DESIGN	B	TIME RATING	CONT	
CODE	J	MAX KVAR	1.0	POWER FACTOR	81.5	MAX WEIGHT	101 LB
	40	DEG C MAX AMB @	1.15	SF	65	ALT DEG C MAX AMB @	1.0
		REPLACEMENT ODE BEARING	6206ZC3				
		REPLACEMENT DE BEARING	6206ZC3				
NEMA NOM EFF	89.5		GUAR. MIN EFF	88.5		3/4 LOAD EFF	90.3
PRECISION BALANCE	0.04		IPS	TEMP CODE		POLYUREA GREASE	
ALT RAT INVERTER DUTY 1.0SF 40C AMB							
SUIT FOR PWM INV 15-60HZ CONST TORQ							
Energy Saver®				XSD ULTRA™		EXTRA SEVERE DUTY AC MOTOR	
NP278376P010 REV. 13				CC009A		MADE IN CANADA	



MODEL	5KS184CSP205D1			SN	XYP6425HD01C		
CAT#	E9513	HP	5	RPM	1750		
VOLTS	230/460		AMPS	13.2/6.6			
FFRAME	184T		TYPE	KS	PHASE	3	NEMA ENCL
HZ	60		NEMA DESIGN	B	TIME RATING	CONT	
CODE	J	MAX KVAR	1.9	POWER FACTOR	80.5	MAX WEIGHT	101 LB
	40	DEG C MAX AMB @	1.15	SF	60	ALT DEG C MAX AMB @	1.0
		REPLACEMENT ODE BEARING	6206ZC3				
		REPLACEMENT DE BEARING	6206ZC3				
NEMA NOM EFF	88.5		GUAR. MIN EFF	87.5		3/4 LOAD EFF	89.7
TEMP CODE	T3C		VIBRATION		IPS		
105 DEG C RISE AT 1.15 SF							
SEVERE DUTY							
Energy Saver®				CC009A		MADE IN CANADA	
NP278376P005 REV. 12							



SLE 22-020 Motor Sale





SLE 22-020 Motor Sale



BALDOR • RELIANCE			
SuperE SEVERE DUTY XEX			
BALDOR ELECTRIC CO. • FT. SMITH, AR. MFG. IN U.S.A.			
CAT NO.	ECP4412T-4	SPEC. NO.	P44G3943
HP	125	AMPS	137
FRAME SIZE	444TS	RPM	3570
D.E.BRG. DATA	6313	O.D.E.BRG. DATA	6313
D.E.BRG.	65BC03J30X	PH 3	DUTY CONT
O.D.E.BRG.	65BC03J30X	TYPE P	ENCL TEFC
3/4 LOAD EFF.	94.9	POWER FACTOR	89
		MAX CORR KVAR	18.0
		NEMA NOM EFFICIENCY	95
		GUARANTEED EFFICIENCY	94.1
CL. I DIV. 2 GROUP ABCD T.CODE	T3	CL. I ZONE 2 GROUP IIA, IIB, IIC	T300 °C
INVERTER DUTY @ 1.0 S.F.	CHP=	60-75 HZ	CT= 15-60 HZ VT= 0-60 HZ
INVERTER T. CODE	T3	PWM INVERTER WITH 2KHz MINIMUM CARRIER FREQUENCY	
SER. NO.	A1703092060	SPEC. NO.	MOTOR WEIGHT 1901 LBS.
NEMA NOM EFF @ 100% LOAD			PLANT 12



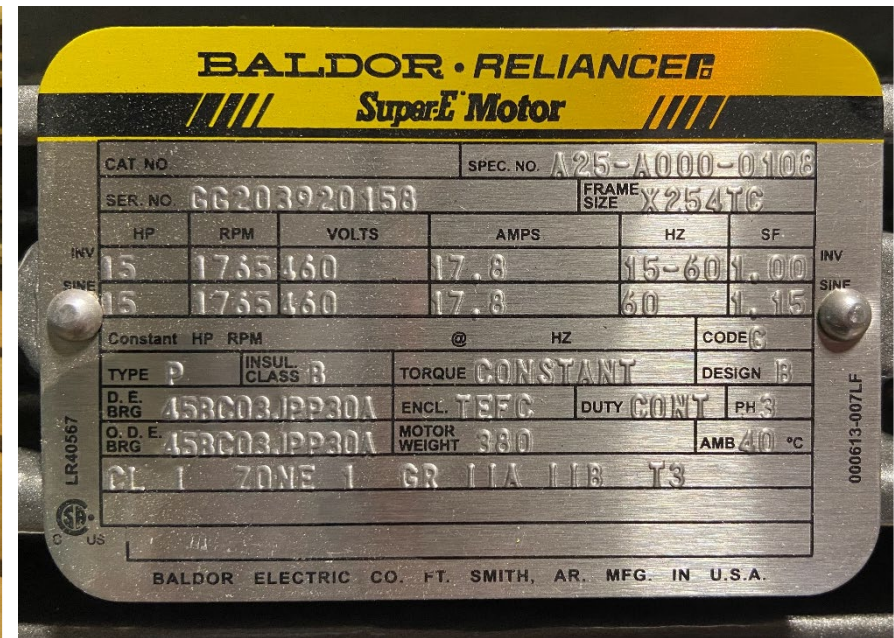
BALDOR • RELIANCE			
SuperE Motor			
CAT NO.	EM4400T	SPEC. NO.	P40G3923
HP	100	AMPS	224/112
FRAME SIZE	405T	RPM	1785
DRIVE END BEARING	80BC03J30X	PH 3	DUTY CONT
OPP D.E. BEARING	80BC03J30X	TYPE P	ENCL TEFC
SER. NO.	A1607062040	POWER FACTOR	87
		MAX CORR KVAR	18
		NEMA NOM EFFICIENCY	95.4
		GUARANTEED EFFICIENCY	94.5
NEMA NOM/CSA QUOTED EFFICIENCY @ 100% LOAD			MOTOR WEIGHT 1326 LBS.
BALDOR ELECTRIC CO. FT. SMITH, AR. MFG. IN U.S.A.			NP2383L



SLE 22-020 Motor Sale



BALDOR • RELIANCE										
SuperE SEVERE DUTY 841XL										
BALDOR ELECTRIC CO. FT. SMITH, AR. MFG. IN U.S.A.										
CAT. NO.	EGP841081-4			CC	010	FRAME	F647		ENCL.	T11
SPEC	10F8162522			CUST. PIN						
HP	30			CLASS	F		HZ	60		
R.P.M.	3625			PH.	S		DES.	1		
VOLTS	460			MAX R.P.M.	5400		ODE BRG	L311		
AMPS	34			CODE	G		ABMA DE BRG	L311		
RATING	40C AMB-CONT			MOTOR WT.	394		ABMA ODE BRG	L311		
NEMA NOM. EFF.	91.7%			NO. OF ROTOR BARS	28		SER.F.	1.15		
INVAR. MIN. EFF.	90.2%			NO. OF STATOR BARS	56		P.F.	90		
CLASS I DIV. 2 GROUPS A, B, C, D				TEMP CODE	T3		1.0 S.F. DR.	111		
CLASS I ZONE 2 GROUPS IIA, IIB, IIC				TEMP	200 °C		INVERTER TEMP. CODE	200		
SPACE HEATERS				LEADS H1-H2			TIE LIKE NUMBERS TOGETHER			
VOLTS	AMPS	WATTS								
Complies with IEEE Std 841-2009										



BALDOR • RELIANCE							
SuperE Motor							
CAT NO	A25-A000-0108			SPEC. NO.	A25-A000-0108		
SER. NO	GG203920158			FRAME SIZE	X254TC		
HP	RPM	VOLTS	AMPS	HZ	SF		
15	1755	460	17.8	15-60	1.00		
15	1755	460	17.8	60	1.15		
Constant HP	RPM	@	HZ	CODE	G		
TYPE	P	INSUL CLASS	B	TORQUE	CONSTANT		
D. E BRG	45BC03.JPP30A		ENCL.	TEFC		DUTY	CONT
O. D. E BRG	45BC03.JPP30A		MOTOR WEIGHT	380		AMB	40 °C
CL	I ZONE 1		GR	IIA IIB		T3	
BALDOR ELECTRIC CO. FT. SMITH, AR. MFG. IN U.S.A.							



SLE 22-020 Motor Sale



BALDOR • RELIANCE					
SuperE SEVERE DUTY 841XL					
BALDOR ELECTRIC CO • FT SMITH, AR MFG IN U.S.A					
CAT. NO. CFCP84106T-4	CUST. P/N	ENCL. TFC			
SPEC 09J621T084	CC 010A	FRAME 256TC	SER. NO. 21810180102		
HP 20	CLASS F	HZ 60	ODE BRG 6309	DE BRG 6309	
R.P.M. 3510	MAX R.P.M. 5400	PH. 3	DES. B	ABMA DE BRG 45BC03X30X	
VOLTS 460	CODE C	ABMA ODE BRG 45BC03X30X			
AMPS 22	MOTOR WT. 310 LBS.	LUBRICATION POLYREX EM			
RATING 400 AMB-CONT	MAX KVAR 2				
NEMA NOM. EFF. 91 %	NO. OF ROTOR BARS 20	SER.F. 1.15	IP 56		
GUAR. MIN. EFF. 89.5 %	NO. OF STATOR BARS 36	P.F. 91 %	1.0 S.F. ON PFC	INVERTER POWER	
CLASS I DIV. 2 GROUPS A,B,C,D	TEMP CODE T3	INVERTER TEMP CODE: TEMP= 200 °C			
CLASS I ZONE 2 GROUPS IIA, IIB, IIC	TEMP= 200 °C	CHP 60	TO 90	HZ	
SPACE HEATERS	LEADS H1-H2	TIE LIKE NUMBERS TOGETHER		CT 6	TO 60 HZ
VOLTS	AMPS	WATTS	MAX. SPACE HEATER TEMP. °C	VT 3	TO 60 HZ
Complies with IEEE Std 841-2009					



BALDOR • RELIANCE					
SuperE SEVERE DUTY XEX					
BALDOR ELECTRIC CO • FT SMITH, AR MFG IN U.S.A					
CAT. NO. ECP2333T	CUST. P/N	ENCL. TFC			
SPEC 09J3712910	CC 010A	FRAME 254T	SER. NO. 21707281427		
HP 15	CLASS F	HZ 60	DES. A	BEARING SIZE	
R.P.M. 1765	MAX R.P.M. 2700	PH. 3	CODE H		
VOLTS 230/460	MOTOR WT. 314 LBS.	OPP. END 6309	DRIVE END 6309		
AMPS 36.2/18.1	SER.F. 1.15	P.F. 83 %	GREASE POLYREX EM		
RATING 400 AMB-CONT	NEMA NOM. EFF. 92.4 %				
CLASS I DIV. 2 GROUPS A,B,C,D	TEMP CODE T3C	1.0 S.F. ON INVERTER POWER			
CLASS I ZONE 2 GROUPS IIA, IIB, IIC	TEMP= 160 °C	CHP 60	TO 90	HZ	
SPACE HEATERS	LEADS H1-H2	TIE LIKE NUMBERS TOGETHER		CT 1.2	TO 60 HZ
VOLTS	AMPS	WATTS	MAX. SPACE HEATER TEMP. °C	VT 0	TO 60 HZ
Complies with IEEE Std 841-2009					



SLE 22-020 Motor Sale



TOSHIBA EXPLOSION PROOF **EQP Global XP**

MODEL NO. Y754XPEA41A
SERIAL NO. 120802959

HP 7.5 kW 5.5 RPM 1760
VOLT 230/460 AMP 19.6/9.8
Hz 60 S.F. 1.15 P.F. 79.0 CODE H
NEMA NOM EFF 91.7 MAX SAFE RPM 2700

CONNECTIONS
 4 9 6
8 5 7
10 11 12
2 3 1

LOW VOLTAGE
 4 9 6
8 5 7
10 11 12
2 3 1

HIGH VOLTAGE

HP kW RPM
VOLT AMP
Hz S.F. P.F. CODE
NEMA NOM EFF
NOM EFF (3/4) NOM EFF (1/2)

TEMPERATURE-LIMITING DEVICES, TYPE 9700K
CONNECTION BETWEEN LEADS P1-P2
HAZARDOUS LOCATIONS CL. I GR. D, CL. II GR. E, F & G

U841-DN

TOSHIBA INTERNATIONAL CORPORATION - HOUSTON, TEXAS
MADE IN THE USA WITH DOMESTIC AND FOREIGN COMPONENTS

FRAME 213T ENCL. TEFC
TYPE KKH NEMA B
FORM FBKX/INS. F
IP: 55 DUTY CONT.
PH. 3 MAX. AMB. 40°C
WT. 100 Kg. 221 Lbs.
O.S.: 6308UU
L.S.: 6308UU
MFG. DATE 09/12

NEMA Premium
E EV79018
CSA
LR39610
E
CC027B
ee
FAN NOT GUARDED



BALDOR • RELIANCE
Super Duty WASHDOWN DUTY MOTOR

CAT. NO. CEWDM3710T
SPEC. 37H887R872G1

HP 7.5
VOLTS 230/460
AMPS 19/9.5
R.P.M. 1770

FRAME 213TC HZ 60 PH 3

SER. F. 1.15 CODE J DES. A CLASS F

NEMA NOM. EFF. 91.7 % P.F. 80 %

RATING 40C AMB-CONT

CC 010A USABLE AT 208V 20 A
BEARING DL 4307 ODE 6206

ENCL. TEFC

NEMA Washdown



SLE 22-020 Motor Sale

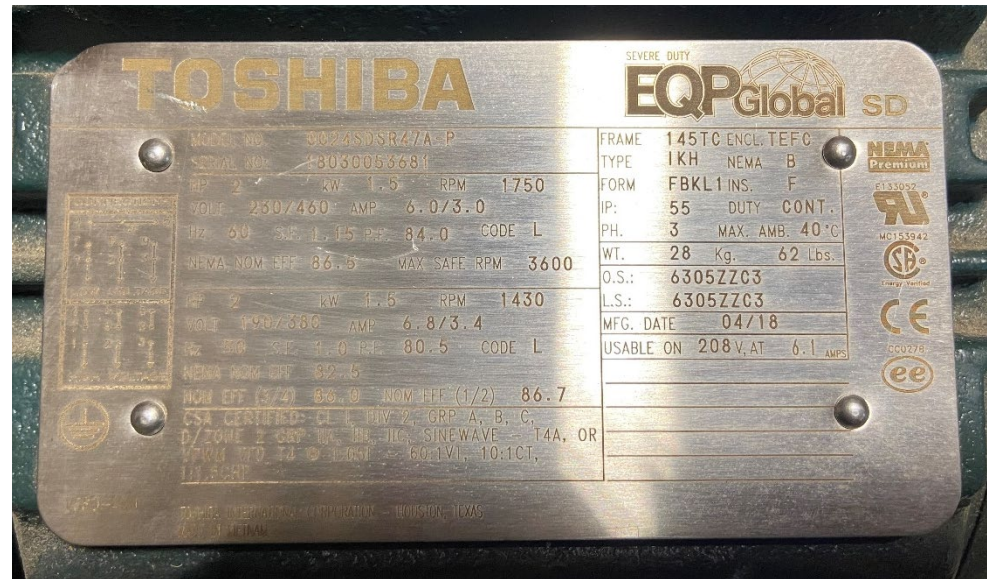




SLE 22-020 Motor Sale



CAT. NO.	ECP3660T-4		
SPEC.	06H483W109G1		
HP	3		
VOLTS	460		
AMPS	3.4		
R.P.M.	3500		
FRAME	182T	HZ	60
SER. F.	0115	CODE	L
NEMA NOM. EFF.	88.5	P.F.	92
RATING	400 AMB-CONT		
CC	DADA USABLE AT 208V		
BEARINGS	DE 6206	GDE	6206
ENCL.	TEFC		



TOSHIBA		SEVERE DUTY	EQP Global SD
MODEL NO.	6024SDSR47A-P	FRAME	145TC ENCL. TEFC
SERIAL NO.	18080056681	TYPE	IKH NEMA B
HP	2	FORM	FBKL1INS. F
KW	1.5	IP:	55 DUTY CONT.
RPM	1750	PH.	3 MAX. AMB. 40°C
VOLTS	250/460	WT.	28 Kg. 62 Lbs.
AMP	6.0/3.0	O.S.:	6305ZZC3
HZ	60	L.S.:	6305ZZC3
EFF.	84.0	MFG. DATE	04/18
CODE	L	USABLE ON	208V. AT 6.1 AMPS
NEMA NOM. EFF.	86.5		
MAX SAFE RPM	3600		
HP	2		
KW	1.5		
RPM	1430		
VOLTS	190/380		
AMP	6.8/3.4		
HZ	60		
EFF.	80.5		
CODE	L		
NEMA NOM. EFF.	82.5		
NOM EFF (3/4)	86.0	NOM EFF (1/2)	86.7
CSA CERTIFIED: CL 1 DIV. 2; GRP A, B, C, D/TONE ± 60V UP TO 110V SINEWAVE T4A, OR 110V 60 Hz 1.0/1.0/1.0/60/1V1, 10:1CT, 110V 60Hz			



SLE 22-020 Motor Sale



BALDOR • RELIANCE			
/// Super-E WASHDOWN DUTY MOTOR ///			
CAT. NO.	VEWDM3546		
SPEC.	35S603P560G1		
HP	1		
VOLTS	230/460		
AMPS	2.9/1.45		
R.P.M.	1745		
FRAME	56C	HZ 60	PH 3
SER. F.	1.15	CODE M	DES. B CLASS F
NEMA NOM. EFF.	85.5	% P.F.	76
RATING	40C AMB-CONT		
CC	010A	USABLE AT 208V	3 A
BEARINGS	DE E205	DE E209	
ENCL.	TENV 15N F1607102623		
BALDOR ELECTRIC CO. FT. SMITH, AR. U.S.A. 1971			



UL LISTED		CLASS I GROUP C&D CLASS II GROUP F&G CLASS I, ZONE I GROUP II		SA	
ELECTRIC MOTOR FOR HAZARDOUS LOCATIONS					
NO.	B55813472	CC	010A		
SER #	F1603073015				
SPEC	06H297X182G1				
CAT. NO.	EM7144T-C				
H.P.	5/3	T. CODE	T4		
VOLTS	230/460//190/380				
AMPS	13.2/6.6//10.4/5.2				
R.P.M.	1750//1450				
HZ	60/50	PH	3	CLASS	B
SER. F.	1.00	DES.	B	CODE	J
RATING	40C AMB-CONT				
FRAME	184T	NEMA NOM EFF	89.5	%	
USABLE @ 208V	14	A	PF	79	%
BALDOR ELECTRIC CO. FT. SMITH, AR. U.S.A. 1971					

